



www.chrystals.co.im

Ballacarine, Ronague Road, Ballabeg, IM9 4HF
Asking Price £775,000

Ballacarine, Ronague Road, Ballabeg, IM9 4HF

Asking Price £775,000

Stunning detached property, sympathetically renovated, situated in a secluded elevated rural location, enjoying unparalleled views over the south of the Island and towards the coastline. Accommodation comprises snug, lounge/dining, dining kitchen, utility room and cloakroom on the ground floor, whilst upstairs is the master bedroom which boasts fantastic large triple aspect picture windows, a seating area and a walk-in dressing room, 2 further double bedrooms, one with en-suite bathroom, and a family bathroom. Outside is a detached double garage and gardens extending to approximately 1.2 acres comprising lawns and private orchard. Viewing is highly recommended to appreciate the superb position and enviable views offered by this property.



LOCATION

Travelling out of Port Erin along the A7 through Colby to Ballabeg, take the left hand turn on the sharp bend, signposted Arbory/Grenaby. Continue straight up the road for approximately 500m where you will find a farm lane on the right hand side which leads to gated entrance of Ballacarine.

FRONT ENTRANCE HALLWAY

American Pine staircase leading to first floor. Store cupboard. Consumer unit in fitted cupboard.

SNUG

17' 11" x 13' 7" (5.45m x 4.13m)

Working feature fireplace with back boiler. Understairs store. Lovely views from the dual aspect windows.

LOUNGE/DINING

24' 2" x 19' 3" (7.36m x 5.88m)

Large spacious room with a impressive bay window with window seating offering pretty views over the garden. Multi-burning stove (heats water). Beamed ceiling. Door to front garden.

DINING KITCHEN

14' 11" x 13' 7" (4.54m x 4.13m)

Good sized well fitted quality kitchen comprising an extensive range of duck-egg blue wall and base units with contrasting beech worktops, island unit, integrated dishwasher, integrated fridge, Belfast sink, 5 ring gas hob, extractor hood, 3 x electric ovens. Corner seating area with built-in bench. Stable door to front garden. Dual aspect windows.

UTILITY ROOM

Round sink unit with worktop, plumbing for washing machine, space for dryer, Worcester oil central heating boiler.

CLOAKROOM

W.C., Xpelair.

FIRST FLOOR

LANDING

Spacious landing with 3 Velux windows.

BATHROOM

Large bathroom with suite comprising freestanding claw foot bath with shower over, separate shower cubicle, w.c., wash hand basin. Xpelair. Dual aspect windows towards coastline and rural setting. Loft access.

BEDROOM 3

14' 6" x 9' 11" (4.42m x 3.03m)

Double bedroom with picturesque rural and sea views. Cupboard housing Advanced Appliances Thermal Store.

MASTER BEDROOM

18' 1" x 15' 8" (5.51m x 4.78m)

Superb spacious room with fantastic triple aspect windows and seating area, making the most of the stunning views. Access to loft. Door to:

WALK-IN DRESSING ROOM

Large dressing room, has potential to be converted to an en-suite bathroom.

BEDROOM 2

17' 6" x 13' 7" (5.33m x 4.13m)

Dual aspect windows, lovely views over neighbouring farmland to orchard.

EN-SUITE BATHROOM

Quality modern suite comprising jacuzzi bath, w.c., wash hand basin in fitted unit, Velux window.

OUTSIDE

Plot comprising of approximately 1.2 acres - lawned areas, vegetable patches, greenhouse. Private orchard accessed via a right of access across the neighbouring farmer's field. Parking bay. Driveway.

DETACHED GARAGE

Double timber framed garage with light and power.

SERVICES

Mains water, drainage and electricity. Oil central heating. Renovated throughout approximately 4 years ago - uPVC double glazing, rewired, replumbed, insulated throughout. Septic tank. An extensive CCTV system has been fitted all around the property. Plumbed for solar/EV, thermal solar, wind generator and/or air source heat pump. All HETAS approved.

POSSESSION

Freehold. Vacant possession on completion.

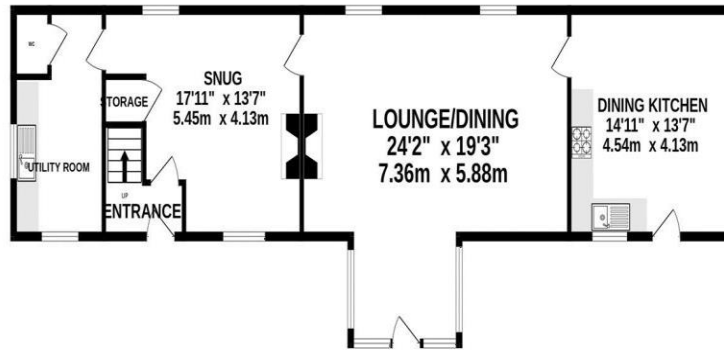
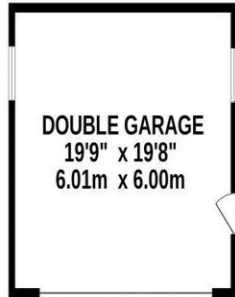
The company do not hold themselves responsible for any expenses which may be incurred in visiting the same should it prove unsuitable or have been let, sold or withdrawn.

DISCLAIMER - Notice is hereby given that these particulars, although believed to be correct do not form part of an offer or a contract. Neither the Vendor nor Chrystals, nor any person in their employment, makes or has the authority to make any representation or warranty in relation to the property. The Agents whilst endeavouring to ensure complete accuracy, cannot accept liability for any error or errors in the particulars stated, and a prospective purchaser should rely upon his or her own enquiries and inspection. All Statements contained in these particulars as to this property are made without responsibility on the part of Chrystals or the vendors or lessors.

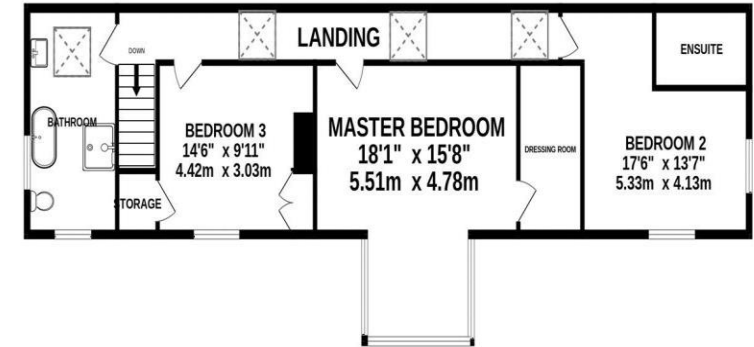




GROUND FLOOR
1314 sq.ft. (122.1 sq.m.) approx.



1ST FLOOR
933 sq.ft. (86.7 sq.m.) approx.



TOTAL FLOOR AREA : 2248 sq.ft. (208.8 sq.m.) approx.

Whilst every attempt has been made to ensure the accuracy of the floorplan contained here, measurements of doors, windows, rooms and any other items are approximate and no responsibility is taken for any error, omission or mis-statement. This plan is for illustrative purposes only and should be used as such by any prospective purchaser. The services, systems and appliances shown have not been tested and no guarantee as to their operability or efficiency can be given.

Made with Metropix ©2025

Since 1854

DOUGLAS

31 Victoria Street
Douglas IM1 2SE
T. 01624 623778
E. douglas@chrystals.co.im

PORT ERIN

23 Station Road
Port Erin IM9 6RA
T. 01624 833903
E. porterin@chrystals.co.im

COMMERCIAL

Douglas Office: 01624 625100, commercial@chrystals.co.im

RENTALS

Douglas Office: 01624 625300, douglasrentals@chrystals.co.im

